



# QuickStartGuide

M72 series



www.rcaaudiovideo.com

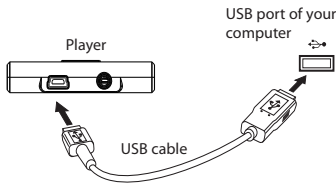
## Congratulations on purchasing your new RCA Player.

Please read these instructions for quick tips on using the player.

A comprehensive User Manual in your selected language (English, Spanish, or French) will be copied to your PC as part of the easyRip software installation. You can find the User Manual PDF file on your desktop. The User Manual PDF file can also be found in the player memory under the User Manuals folder.

## Getting Started

1. Connect your player to your computer.
  - The RCA easyRip™ Media Software installer is stored on the player. Go to **My Computer** (XP users) / Go to **Computer** (Vista and 7 users) in the Start menu, find and open the drive letter associated with the player (i.e. RCA MP3) and then double-click the **rcaeasyrip\_setup.exe** file to launch the installer.
  - The player charges automatically every time you connect it to your computer. The player should be **charged for at least 5 hours** before using for the first time.
2. Transfer audio/video/photo files to your player with either of the two methods below:
  - a) **RCA easyRip**: Helps to rip CD's, create playlists, load content and manage your library with an intuitive and modular design. Click the easyRip icon (  ) on your PC desktop to launch the software.
  - For details in using RCA easyRip, click the **Help** icon (  ) on the module dock.



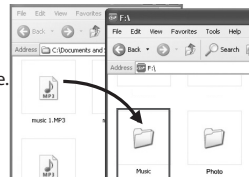
- b) **Windows Explorer**: drag-and-drop audio/video/image files to the **Internal Storage** folder (Windows Vista™, Windows® 7) or the **Music** or **Photo** folder (Windows® XP) of the player.
  - The player is also compatible with most PC music management software.

**Tips:** Drag and drop text files into the Text folder.

3. Disconnect the player from the computer and enjoy media on the go.

### IMPORTANT:

- Video files must be converted and transferred via RCA easyRip for playback on your player.
- Video and photo files must be transferred to their respective folders on the player to ensure proper detection and playback.



## Learn more about the player

- **To view the user manual directly from the player:**

Step 1: Click **Start**.

Step 2: Click **My Computer** (XP users) / Click **Computer** (Vista and 7 users).

Step 3: Find and open the drive letter associated with the player (i.e. RCA MP3) and then open User Manuals folder.

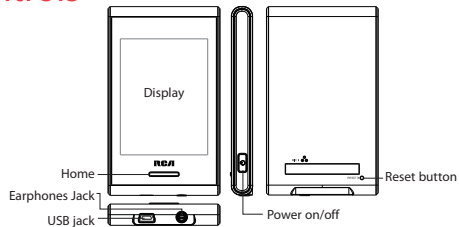
Step 4: From the User Manuals folder, select the user manual in your preferred language for more information on the player's features, safety and warranty information, and answers to Frequently Asked Questions (FAQ's).


## Need more help? Do not return this product to the store.

Visit **www.rcaaudiovideo.com** for the latest firmware, RCA easyRip Media Software, user manual and FAQ's.

\* The latest software can be downloaded from [www.rcaaudiovideo.com](http://www.rcaaudiovideo.com).

## General controls



Turn the player on/off	Press and hold  button
Lock/Unlock the keys	Press and hold Home
Go to the Home menu (to access Audio, Video, Photo, Radio, Text Reader, Voice Rec, File Manager, Applications and Settings)	Press Home to return to the menu.
Reset the player (if it is not responding)	Press the <b>RESET</b> button on the back of the player with a non-metal pointed object (e.g. toothpick).

## Product registration

Thank you for purchasing an RCA product. We pride ourselves on the quality and reliability of all our electronic products but if you ever need service or have a question, our customer service staff stands ready to help. Contact us at [www.rcaaudiovideo.com](http://www.rcaaudiovideo.com)

**PURCHASE REGISTRATION:** Registering On-line will allow us to contact you in the unlikely event a safety notification is required under the Federal Consumer Safety Act.

**Register Online at:**  
**WWW.RCAAUDIOVIDEO.COM**  
**Click on Product Registration and Fill Out the Brief Questionnaire**

# RCA

## 12 Month Limited Warranty Applies to RCA Portable Media Players

AUDIOVOX ACCESSORIES CORP. (the Company) warrants to the original retail purchaser of this product that should this product or any part thereof, under normal use and conditions, be proven defective in material or workmanship within 12 months from the date of original purchase, such defect(s) will be repaired or replaced with reconditioned product (at the Company's option) without charge for parts and repair labor.

To obtain repair or replacement within the terms of this Warranty, the product is to be delivered with proof of warranty coverage (e.g. dated bill of sale), specification of defect(s), transportation prepaid, to the Company at the address shown in the User Manual.

This Warranty does not extend to the elimination of externally generated static or noise, to correction of antenna problems, loss/interruptions of broadcast or internet service, to costs incurred for installation, removal or reinstallation of product, to corruptions caused by computer viruses, spyware or other malware, to loss of media, files, data or content, or to damage to tapes, discs, removable memory devices or cards, speakers, accessories, computers, computer peripherals, other media players, home networks or vehicle electrical systems.

This Warranty does not apply to any product or part thereof which, in the opinion of the Company, has suffered or been damaged through alteration, improper installation, mishandling, misuse, neglect, accident, or by removal or defacement of the factory serial number/bar code label(s). THE EXTENT OF THE COMPANY'S LIABILITY UNDER THIS WARRANTY IS LIMITED TO THE REPAIR OR REPLACEMENT PROVIDED ABOVE AND, IN NO EVENT, SHALL THE COMPANY'S LIABILITY EXCEED THE PURCHASE PRICE PAID BY PURCHASER FOR THE PRODUCT.

This Warranty is in lieu of all other express warranties or liabilities. ANY IMPLIED WARRANTIES, INCLUDING ANY IMPLIED WARRANTY OF MERCHANTABILITY, SHALL BE LIMITED TO THE DURATION OF THIS WRITTEN WARRANTY. ANY ACTION FOR BREACH OF ANY WARRANTY HEREUNDER INCLUDING ANY IMPLIED WARRANTY OF MERCHANTABILITY MUST BE BROUGHT WITHIN A PERIOD OF 24 MONTHS FROM DATE OF ORIGINAL PURCHASE. IN NO CASE SHALL THE COMPANY BE LIABLE FOR ANY CONSEQUENTIAL OR INCIDENTAL DAMAGES FOR BREACH OF THIS OR ANY OTHER WARRANTY. No person or representative is authorized to assume for the Company any liability other than expressed herein in connection with the sale of this product.

Some states do not allow limitations on how long an implied warranty lasts or the exclusion or limitation of incidental or consequential damage so the above limitations or exclusions may not apply to you. This Warranty gives you specific legal rights and you may also have other rights which vary from state to state.

Visit <http://store.audiovox.com> to find the best accessories for your products.



© 2011 Audiovox Accessories Corporation  
111 Congressional Blvd., Suite 350  
Carmel, IN 46032  
Trademark Registered  
Printed in China