

# CAR:LINK<sup>TM</sup>

## Quick Reference Guide

### Using the website to create an account:

After having CarLink installed, follow the steps below to create an account and begin using your system.

1. Go to [www.CarLinkUSA.com](http://www.CarLinkUSA.com) and click Activate under CarLinkBT (ASCL5)
2. Enter your device's ESN, choose your service plan, fill out the account creation form and submit.
3. In the Welcome Email you will be prompted to login, create a vehicle and driver to complete the activation and registration process.

**NOTE:** Your Username and Password are case sensitive. When logging in, enter your Username and Password exactly as they were submitted during the registration.

### Subscriptions and Remote Access

There are 2 types of subscriptions available for this unit, BASIC (Remote Start ONLY) and PREMIUM (Remote Start with Location Services).

Use the icons on the Home/Keypad Screen to operate the CarLink features for your vehicle. For more information and updates please visit the CarLink website, [www.CarLinkUSA.com](http://www.CarLinkUSA.com)


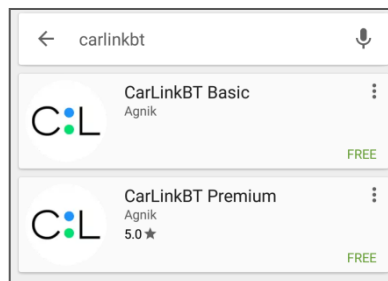
**NOTE:** Once a feature is activated, the length of time your vehicle takes to respond will be affected by cellular coverage or network congestion.

**NOTE:** Shaded icon buttons are features not available with your system. These are determined at the time of activation, please see your dealer for details.

### Download the smartphone app:

After having CarLink installed and account created - go to your device's App store to download the CarLinkBT mobile App (CarLinkBT Basic or CarLinkBT Premium for the respective service plan).

**NOTE:** You must have an account created in order to access your account via the mobile app.



## CarLink Basic: Digital Remote Access

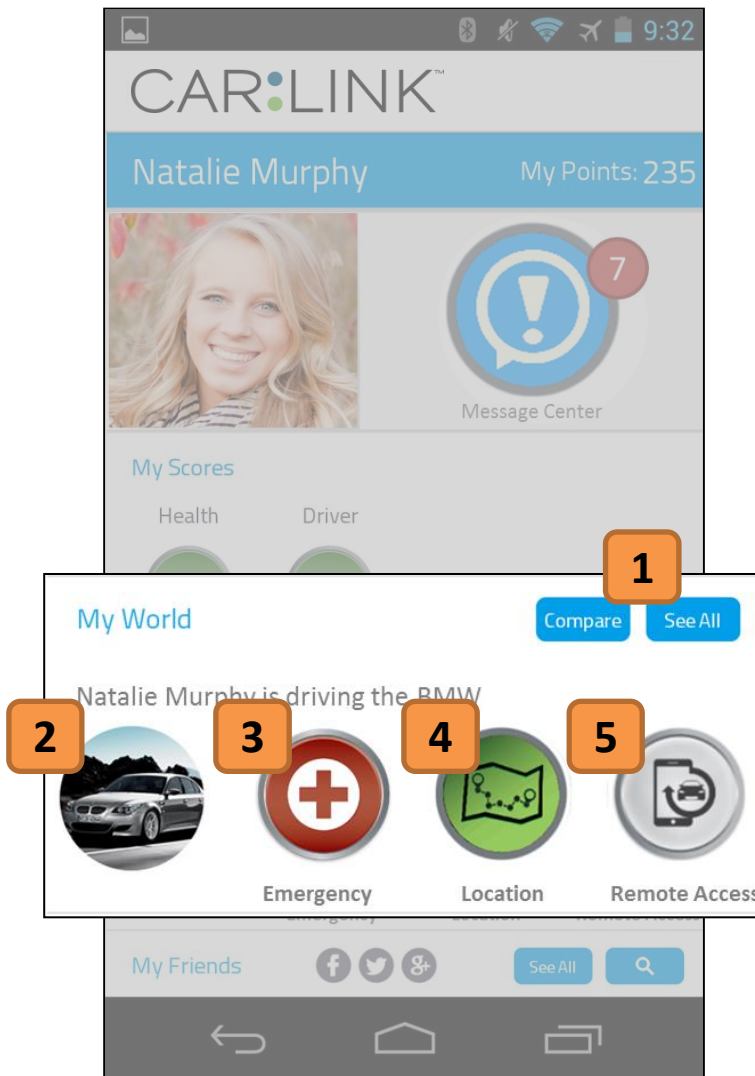


Once properly set up, you are able to use your application to access your remote start system\* by pressing the 'Remote Access' button [1]. From here you can start/stop your vehicle, lock/unlock the doors, pop your trunk, activate panic siren or even access auxiliary options\*\* [2].

\* Existing remote access equipment required \*

\*\* Existing System must also have these features \*\*

## CarLink Premium: Digital Remote Access & Location Services



### 1. Compare / See All

Click compare to see your scores compared to your peers. Click See All to view all your vehicles on one map.

### 2. Vehicle Picture

This is the vehicle picture. Clicking here will allow you to choose a picture from you phone or upload one from the internet.

### 3. Emergency

Touching here will open the Roadside Assistance and Emergency Call section of the app.

### 4. Locate Now - Map

Touching here will open to a map of the selected vehicles most recent location.

### 5. Optional Remote Access\*

Touching here will take you to the Remote Access section. From here you can unlock or even start your vehicle.

\* Existing remote access hardware required \*



## 12 MONTH WARRANTY

VOXX ELECTRONICS CORPORATION (the Company) warrants to the original retail purchaser of this product that should this product or any part thereof, under normal use and conditions, be proven defective in material or workmanship within 12 months from the date of original purchase, such defect(s) will be repaired or replaced with new or reconditioned product (at the Company's option) without charge for parts and repair labor. To obtain repair or replacement within the terms of this Warranty, the product is to be delivered with proof of warranty coverage (e.g. dated bill of sale), specification of defect(s), transportation prepaid, to the warranty center at the address shown below.

This Warranty does not apply to any product or part thereof which, in the opinion of the Company, has suffered or been damaged through alteration, improper installation, mishandling, misuse, neglect, accident, or by removal or defacement of the factory serial number/bar code label(s). THE EXTENT OF THE COMPANY'S LIABILITY UNDER THIS WARRANTY IS LIMITED TO THE REPAIR OR REPLACEMENT PROVIDED ABOVE AND, IN NO EVENT, SHALL THE COMPANY'S LIABILITY EXCEED THE PURCHASE PRICE PAID BY PURCHASER FOR THE PRODUCT.

This Warranty is in lieu of all other express warranties or liabilities. ANY IMPLIED WARRANTIES, INCLUDING ANY IMPLIED WARRANTY OF MERCHANTABILITY, SHALL BE LIMITED TO THE DURATION OF THIS WRITTEN WARRANTY. ANY ACTION FOR BREACH OF ANY WARRANTY HEREUNDER INCLUDING ANY IMPLIED WARRANTY OF MERCHANTABILITY MUST BE BROUGHT WITHIN A PERIOD OF 24 MONTHS FROM DATE OF ORIGINAL PURCHASE. IN NO CASE SHALL THE COMPANY BE LIABLE FOR ANY CONSEQUENTIAL OR INCIDENTAL DAMAGES FOR BREACH OF THIS OR ANY OTHER WARRANTY. No person or representative is authorized to assume for the Company any liability other than expressed herein in connection with the sale of this product.

**THE COMPANY DOES NOT PROVIDE MONITORING OR COMMUNICATIONS SERVICES. THE COMPANY DOES NOT ASSUME ANY RESPONSIBILITY FOR SUCH SERVICE PROVIDED BY OMNILINK SYSTEMS, INC, OR OTHER NON-AFFILIATED INDEPENDENT COMPANY. PURCHASER ASSUMES FULL RESPONSIBILITY FOR SUCH SERVICE AND ANY NOTICE GIVEN TO OMNILINK SYSTEMS, INC, OR ANY OTHER SERVICE PROVIDER.**

Some states do not allow limitations on how long an implied warranty lasts or the exclusion or limitation of incidental or consequential damage so the above limitations or exclusions may not apply to you. This Warranty gives you specific legal rights and you may also have other rights which vary from state to state.

For customer or technical support please call Audiovox CarLink support:

**1-800-300-4550**

**9 AM – 6 PM (EST - Eastern)**

**Monday – Friday**

© 2013 Audiovox Electronics Corp. All Rights Reserved.

\*\* requires the Zoomsafer app to be downloaded Support on Android 2.3.3 and iOS 6.01

Android is a trademark of Google Inc. Use of this trademark is subject to Google Permissions.

This device complies with Part 15 of the FCC Rules. Operation is subject to the following two conditions: (1) This device may not cause harmful interference, and (2) this device must accept any interference received, including interference that may cause undesired operation.

This equipment has been tested and found to comply with the limits for a Class B digital device, pursuant to Part 15 of the FCC Rules. These limits are designed to provide reasonable protection against harmful interference in a residential installation. This equipment generates, uses and can radiate radio frequency energy and, if not installed and used in accordance with the instructions, may cause harmful interference to radio communications. However, there is no guarantee that interference will not occur in a particular installation. If this equipment does cause harmful interference to radio or television reception, which can be determined by turning the equipment off and on, the user is encouraged to try to correct the interference by one of the following measures:

- Reorient or relocate the receiving antenna.
- Increase the separation between the equipment and receiver.
- Connect the equipment into an outlet on a circuit different from that to which the receiver is connected.
- Consult the dealer or an experienced radio/TV technician for help.

FCC Caution: Any changes or modifications not expressly approved by the party responsible for compliance could void the user's authority to operate this equipment. This transmitter must not be co-located or operating in conjunction with any other antenna or transmitter.

### **Radiation Exposure Statement:**

This equipment complies with FCC radiation exposure limits set forth for an uncontrolled environment. This equipment should be installed and operated with minimum distance 20cm between the radiator & your body.

Audiovox Electronics Corporation, 150 Marcus Blvd., Hauppauge, New York 11788 • 1-800-645-49C4